



**Product Family**  
**Bilsom 303 Single-Use Earplug**








Energised for personal comfort and performance

[Learn more about our products at howardleight.com](http://howardleight.com)

>



**Product Numbers & Ordering Information**

	Product Numbers	Details
	1005073	<b>Bilsom 303 - large - uncorded</b> SLC80 22dB Class 4. Approved to AS/NZS 1270:2002.
	1007192	<b>Bilsom 303 - large - uncorded</b> SLC80 22dB Class 4. Approved to AS/NZS 1270:2002.
	1006186	<b>Bilsom 303 - large - uncorded in Leight Source 400</b> SLC80 24dB Class 4. Approved to AS/NZS 1270:2002.
	1017573	<b>Bilsom 303 - large - uncorded in Leight Source 500</b> SLC80 24dB Class 4. Approved to AS/NZS 1270:2002.
	1005074	<b>Bilsom 303 - small - uncorded</b> SLC80 22dB Class 4. Approved to AS/NZS 1270:2002.
	1007193	<b>Bilsom 303 - small - uncorded</b> SLC80 22dB Class 4. Approved to AS/NZS 1270:2002.
	1006187	<b>Bilsom 303 - small - uncorded in Leight Source 400</b> SLC80 24dB Class 4. Approved to AS/NZS 1270:2002.

## Bilsom 303 Single-Use Earplug



1017574

**Bilsom 303 - small - uncorded in Leight Source 500**  
SLC80 24dB Class 4. Approved to AS/NZS 1270:2002.



1000106

**Bilsom 304 - large - corded**  
SLC80 24dB Class 4. Approved to AS/NZS 1270:2002.



1000107

**Bilsom 304 - small - corded**  
SLC80 24dB Class 4. Approved to AS/NZS 1270:2002.

## Overview

### Key Features

- New yellow and white Leight Stripe delivers high degree of comfort and visibility when worn
- Patented polyurethane foam expands gently in the ear canal, reduces tendency to back out of the ear canal
- Less expansion pressure creates a more comfortable seal, wears more comfortably than other foam earplugs over long periods of time
- Smooth, soil-resistant skin prevents dirt build-up, promote proper hygiene
- Tapered bullet-shape design easier to roll-down and insert, adapts more evenly to shape of the ear canal
- Ideal for medium/high noise environments
- Available in two sizes [regular, small] for optimal fit and protection, ensuring proper fit for a wide variety of employees

### Recommended Industries/Use

- Chemical
- Construction
- Government
- Law Enforcement
- Manufacturing
- Medical
- Municipal Services
- Pharmaceutical
- Transportation

### Hazards

- Noise

### Regulations

- 2003/10/EC - EU Hearing Directive
- 89/686/EEC - EU Directive/PPE
- Category II - EC Category/PPE
- EN 352-2:2002 - EU Standards
- BGI A - EC Laboratory
- NOHSC: 1007 (2000) - National Standard for Occupational Noise (AUS/NZ)
- 9001:2008 - ISO

### Historical Brand

Bilsom

## Specifications

### Color

- Yellow/White

### Shape

- Bullet

### Material

- Polyurethane Foam

### Packaging Options

- Polybag
- Resealable Bag
- Leight Source 100 Dispenser
- Bulk Refill for Leight Source 400 or Leight Source 500

Dispenser

**Cord Options**

- • Uncorded • Corded

**SNR**

- 33

**SLC80**

- 22 dB / Class 4 (uncorded)

**SLC80**

- 24 dB / Class 4 (corded)

EU Certifications

- European Directives – 89/686/EEC
- EC Category PPE – Category II
- Standards – EN 352-2:2002
- EC Certification Number – 941057
- EC Attestation Number – 940481
- Laboratory – B.G.I.A.

AUS Certifications

- Standardsmark License #1579

**Certifications**

**EU Certificate - Bilsom 303**

[http://www.honeywellsafety.com/Supplementary/Documents\\_and\\_Downloads/Secured/Hearing\\_Protection/Earplugs/20032/1033.aspx](http://www.honeywellsafety.com/Supplementary/Documents_and_Downloads/Secured/Hearing_Protection/Earplugs/20032/1033.aspx)

EU Certificate - Bilsom 303

**EU Certificate - Earplugs**

[http://www.honeywellsafety.com/Supplementary/Documents\\_and\\_Downloads/Secured/Hearing\\_Protection/Earplugs/42685/1033.aspx](http://www.honeywellsafety.com/Supplementary/Documents_and_Downloads/Secured/Hearing_Protection/Earplugs/42685/1033.aspx)

EC Declaration of conformity The manufacturer SPERIAN HEARING PROTECTION, LLC, 7828 Waterville Rd. San Diego, CA 92154 United States declares that the Personal Protective Equipment (PPE) items listed below, conform with the provisions of Council Directive 89/686/EEC and, where applicable, with the national standard, tr

**Literature & Documents**

**Instruction Manual - Bilsom 303/304 (global)**

[http://www.honeywellsafety.com/Supplementary/Documents\\_and\\_Downloads/Hearing\\_Protection/Earplugs/4294986710/1033.aspx](http://www.honeywellsafety.com/Supplementary/Documents_and_Downloads/Hearing_Protection/Earplugs/4294986710/1033.aspx)

**300 Series Earplugs AUSNZ(1)**

[http://www.honeywellsafety.com/Supplementary/Documents\\_and\\_Downloads/4294998646/1033.aspx](http://www.honeywellsafety.com/Supplementary/Documents_and_Downloads/4294998646/1033.aspx)



**Earplug Fitting Poste AU**

[http://www.honeywellsafety.com/Supplementary/Documents\\_and\\_Downloads/4294996741/1033.aspx](http://www.honeywellsafety.com/Supplementary/Documents_and_Downloads/4294996741/1033.aspx)

Earplug Fitting Instructions Keys to Successful Hearing Protection with Earplugs Wear Read and follow all earplug fitting instructions. Selection Avoid overprotection in minimal noise environments – in selecting the best earplug for your situation, consider noise levels and your need to communicate with co-workers or h

**POST14 Care and Maintenance**

[http://www.honeywellsafety.com/Supplementary/Documents\\_and\\_Downloads/4294997025/1033.aspx](http://www.honeywellsafety.com/Supplementary/Documents_and_Downloads/4294997025/1033.aspx)

CARE AND MAINTENANCE Single-Use Earplugs Inspect Inspect prior to fitting, examine your earplugs for dirt, damage or extreme hardness —discard immediately if compromised. Discard For proper hygiene, discard Single-Use earplugs after use. Hygiene To maintain hygiene standards, Single-Use earplugs should be discarded at

#### Hearing Thermometer POST AU

[http://www.honeywellsafety.com/Supplementary/Documents\\_and\\_Downloads/4294996746/1033.aspx](http://www.honeywellsafety.com/Supplementary/Documents_and_Downloads/4294996746/1033.aspx)

M1 Rifle 161 dB Fireworks 162 dB Handgun 166 dB Apollo Lift-Off 188 dB Shotgun 170 dB Artillery Fire 162 dB Firecracker 150 dB Balloon Pop 157 dB Jet Engine Take-Off 150 dB Engine Backfire 140 dB Bicycle Horn 143 dB Dynamite Blast 140 dB Pig Squeal 130 dB Jackhammer 130 dB Auto Racing 130 dB Oxygen Torch 121 dB Hammer o

#### Earplug Fitting Poste AU

[http://www.honeywellsafety.com/Supplementary/Documents\\_and\\_Downloads/4294996741/1033.aspx](http://www.honeywellsafety.com/Supplementary/Documents_and_Downloads/4294996741/1033.aspx)

Earplug Fitting Instructions Keys to Successful Hearing Protection with Earplugs Wear Read and follow all earplug fitting instructions. Selection Avoid overprotection in minimal noise environments – in selecting the best earplug for your situation, consider noise levels and your need to communicate with co-workers or h

## Training & Proper Use

1. With clean hands, roll the entire earplug into narrowest possible crease-free cylinder.
2. Reach over your head with a free hand, pull your ear up and back, and insert the earplug well inside your ear canal.
3. Hold for 30 – 40 seconds, until the earplug fully expands in your ear canal. If properly fitted, the end of the earplugs should not be visible to someone looking at you from the front.
4. Proper Fit – If either or both earplugs do not seem to be fitted properly, remove the earplug and reinsert.
5. Removal – Gently twist earplug while slowly pulling in an outward motion for removal.
6. Acoustical Check – In a noisy environment, with earplugs inserted, cup your hands over your ears and release. Earplugs should block enough noise so that covering your ears with your hands should not result in a significant noise difference.

## Additional Information

#### CARE + MAINTENANCE

- INSPECT – Inspect prior to fitting, examine your earplugs for dirt, damage or extreme hardness—discard immediately if compromised.
- DISCARD – For proper hygiene, discard Single-Use earplugs after use.
- HYGIENE – To maintain hygiene standards, Single-Use earplugs should be discarded at the end of every shift.

#### RELATED PRODUCTS